

Section 1 Course Evaluation Executive Summary

Course Name: Intro to Ethics PHL275H1-S-LEC0101	Instructor: Ioan Dragos
Course Code: PHL275H1	Section: LEC0101

FAS Summer 2016 UG	
Raters	Students
Responded	41
Invited	98

Part A. Core Institutional Items

Scale: 1 - Not At All 2 - Somewhat 3 - Moderately 4 - Mostly 5 - A Great Deal

Question	Summary	
	Mean	Standard Deviation
I found the course intellectually stimulating.	4.1	0.9
The course provided me with a deeper understanding of the subject matter.	4.1	1.0
The instructor (Ioan Dragos) created an atmosphere that was conducive to my learning.	4.2	0.8
Course projects, assignments, tests, and/or exams improved my understanding of the course material.	4.2	0.8
Course projects, assignments, tests and/or exams provided opportunity for me to demonstrate an understanding of the course material.	4.4	0.7
Institutional Composite Mean	4.2	0.8

Scale: 1 - Poor 2 - Fair 3 - Good 4 - Very Good 5 - Excellent

Question	Summary	
	Mean	Standard Deviation
Overall, the quality of my learning experience in this course was:	4.1	0.9

7. Please comment on the overall quality of the instruction in this course.	See Section 2
8. Please comment on any assistance that was available to support your learning in this course.	See Section 2

Part B. Divisional Items

Scale: 1 - Not At All 2 - Somewhat 3 - Moderately 4 - Mostly 5 - A Great Deal

Question	Summary	
	Mean	Standard Deviation
The instructor (Ioan Dragos) generated enthusiasm for learning in the course.	4.1	1.0

Scale: 1 - Very Light 2 - Light 3 - Average 4 - Heavy 5 - Very Heavy

Question	Summary	
	Mean	Standard Deviation
Compared to other courses, the workload for this course was...	2.8	0.7

Scale: 1 - Not At All 2 - Somewhat 3 - Moderately 4 - Mostly 5 - Strongly

Question	Summary	
	Mean	Standard Deviation
I would recommend this course to other students.	4.1	0.9

Part C: Departmental Items

Scale: 1 - Not At All 2 - Somewhat 3 - Moderately 4 - Mostly 5 - A Great Deal

Question	Summary	
	Mean	Standard Deviation
The course instructor (loan Dragos) was enthusiastic about the course material.	4.2	0.8

Scale: 1 - Not At All 2 - Somewhat 3 - Moderately 4 - Mostly 5 - A Great Deal

Question	Summary	
	Mean	Standard Deviation
The course instructor (loan Dragos) explained concepts clearly.	4.4	0.7

Scale: 1 - Not At All 2 - Somewhat 3 - Moderately 4 - Mostly 5 - A Great Deal

Question	Summary	
	Mean	Standard Deviation
The course material inspired me to learn more about the subject matter.	4.0	1.0

Scale: 1 - Poor 2 - Fair 3 - Good 4 - Very Good 5 - Excellent

Question	Summary	
	Mean	Standard Deviation
UNIT(OQI) Overall, the quality of instruction provided by (loan Dragos) in this course was:	4.1	1.0

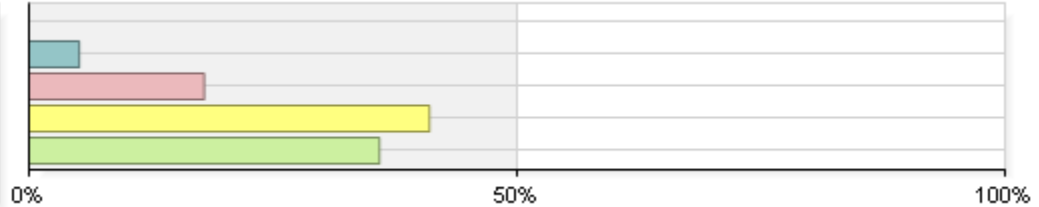
Section 2 Course Evaluation Details and Summaries

Response Distributions and Associated Statistics

Part A. Institutional Items

1. I found the course intellectually stimulating.

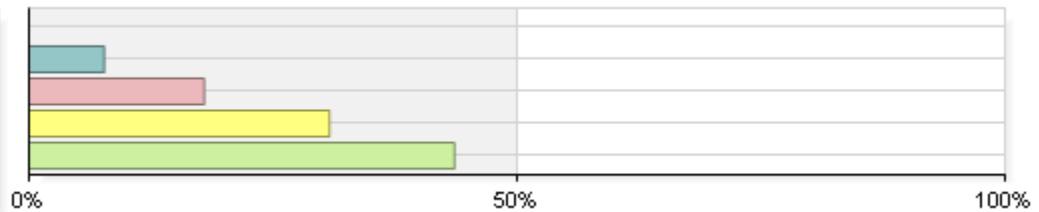
1 Not At All	0	0%
2 Somewhat	2	5%
3 Moderately	7	18%
4 Mostly	16	41%
5 A Great Deal	14	36%
Total	39	



Statistics	Value
Mean	4.1
Median	4.0
Mode	4
Standard Deviation	+/-0.9

2. The course provided me with a deeper understanding of the subject matter.

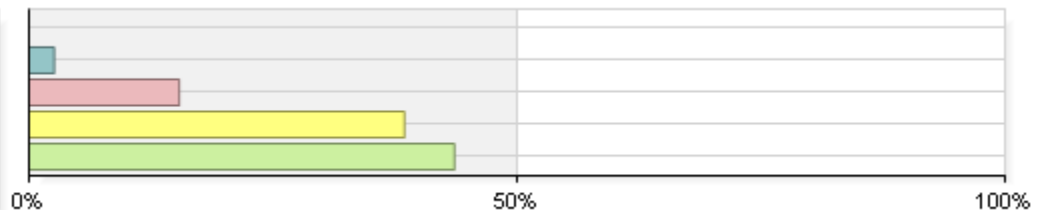
1 Not At All	0	0%
2 Somewhat	3	8%
3 Moderately	7	18%
4 Mostly	12	31%
5 A Great Deal	17	44%
Total	39	



Statistics	Value
Mean	4.1
Median	4.0
Mode	5
Standard Deviation	+/-1.0

3. The instructor ([loan Dragos](#)) created a course atmosphere that was conducive to my learning.

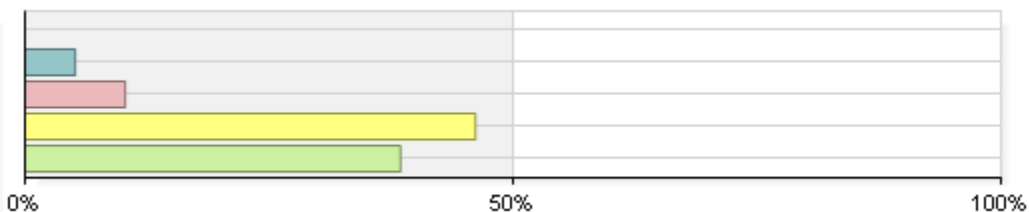
1 Not At All	0	0%
2 Somewhat	1	3%
3 Moderately	6	15%
4 Mostly	15	38%
5 A Great Deal	17	44%
Total	39	



Statistics	Value
Mean	4.2
Median	4.0
Mode	5
Standard Deviation	+/-0.8

4. Course projects, assignments, tests and/or exams improved my understanding of the course material.

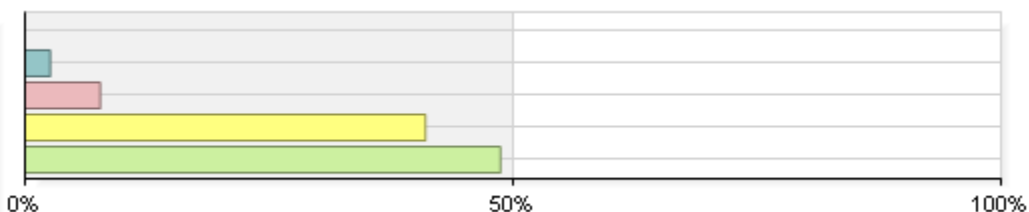
1 Not At All	0	0%
2 Somewhat	2	5%
3 Moderately	4	10%
4 Mostly	18	46%
5 A Great Deal	15	38%
Total	39	



Statistics	Value
Mean	4.2
Median	4.0
Mode	4
Standard Deviation	+/-0.8

5. Course projects, assignments, tests and/or exams provided opportunity for me to demonstrate an understanding of the course material.

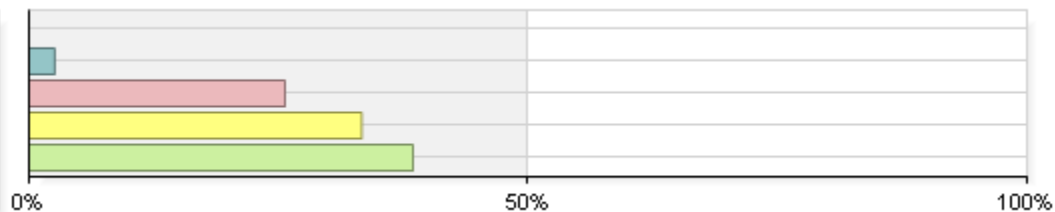
1 Not At All	0	0%
2 Somewhat	1	3%
3 Moderately	3	8%
4 Mostly	16	41%
5 A Great Deal	19	49%
Total	39	



Statistics	Value
Mean	4.4
Median	4.0
Mode	5
Standard Deviation	+/-0.7

6. Overall, the quality of my learning experience in this course was....

1 Poor	0	0%
2 Fair	1	3%
3 Good	10	26%
4 Very Good	13	33%
5 Excellent	15	38%
Total	39	



Statistics	Value
Mean	4.1
Median	4.0
Mode	5
Standard Deviation	+/-0.9

7. Please comment on the overall quality of the instruction in this course.

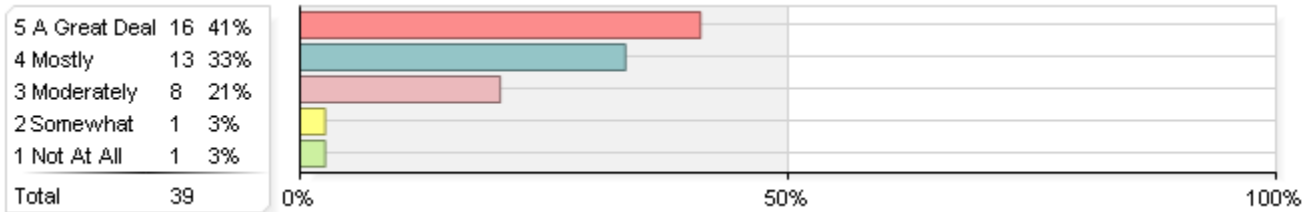
Comment
The instructions of this course were very interesting. The slides were helpful.
Professor could slow down the pace of talking. But overall great course!!
Great! MR. Dragos is very good at being able to create an atmosphere that helps in courses like philosophy. He was really good with creating inclusive environment where we could ask questions. Put a lot of time into lecture slides as well.
It was great, the instructor answered questions well and thoroughly and was happy to have discussions about course material. The material was presented in a simple and straightforward way, making it very clear.
The instructor did a very good job and explained concepts very well making sure to explain anything that might be tricky or easy misconstrued.
Very clear, maybe too much info on slides
Great prof, really well organized lecture slides.
The lectures itself involved a lot of reading off the slides (though not when the TAs made guest lectures). The tutorials were quite helpful.
it was very engaging.
Incredible. There were concrete efforts made both create channels for students to voice their feedback and to accommodate the needs voiced in such feedback. The instruction was clear, open, and extremely helpful. Plenty of room for and encouragement of dialogue.
Verbal and visual presentation in lectures was useful and informative, though I fell into a trap of writing down what was on the slides more than focusing on the speaking notes. For me personally, releasing the slides after lecture or condensing the information on them would assist me in focusing more on spoken info, though I recognize that's sort of unreasonable to request because it's my personal issue.
Very clear lecture notes. Wish though that there was more reference to specific pages in readings
I know the acoustics in the room is bad, but could have used a mic to help.
Very clear and analytic break down of course material.
It was good, in that we received everything we needed in a fair manner. There was nothing in particular I disliked. I liked his sense of humor though.
Was good, charismatic delivery and critical engagement with the questions of students.
Slides were helpful but sometimes distracting
Chris provided excellent instruction that identified and explained the central introductory concepts in the study of ethics.
I thought the overall quality of the instruction was good. Information in lecture was presented in a logical manner, and the lecture slides clarified and simplified the often very dense topics. Questions were encouraged in class, but I found the questions to sometimes be too abstract and theoretical. As a result, the answers to these questions were sometimes long-winded and hard to follow, which confused my understanding of the topic.

8. Please comment on any assistance that was available to support your learning in this course.

Comment
Office hours, however I did not make use of them.
TA's and office hours were very elaborate and helpful.
The instructor and TAs were very accessible and willing to help.
The tutorials were excellent and the in course surveys were very helpful.
3
Lots of help available
All the assistance I needed was available for me, as provided by the TAs
the tutorials, and email address was provided.
Feedback forms, impeccable accessibility in both lecture and tutorials.
My TA Charles was available and responsive, and was extremely successful in creating a tutorial atmosphere with a comfortable/relaxed feeling. The professor was most likely quite responsive, though I never needed to communicate with him directly. He would often remind us of his office hours during lecture, should we need assistance.
TA (Charles) was very helpful
Also any questions sent to course gmail were answered very quickly which helped as well!
There were a sufficient number of office hours available for me to make use of.
Office hours and email, though I have never tried them. We were told that emails would be responded to within 48 hours, which I thought was very nice.
TAs were fairly helpful
Charles and Chris were excellent resources, who were always willing to provide assistance.
Emails were answered promptly and in detail.

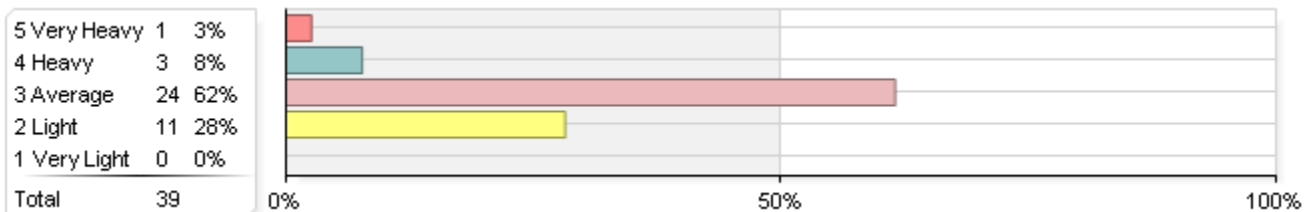
Part B. Divisional Items

The instructor ([loan Dragos](#)) generated enthusiasm for learning in the course.



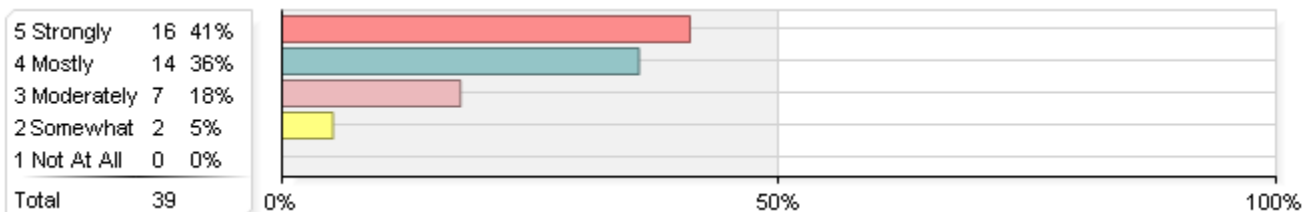
Statistics	Value
Mean	4.1
Median	4.0
Mode	5
Standard Deviation	+/-1.0

Compared to other courses, the workload for this course was...



Statistics	Value
Mean	2.8
Median	3.0
Mode	3
Standard Deviation	+/-0.7

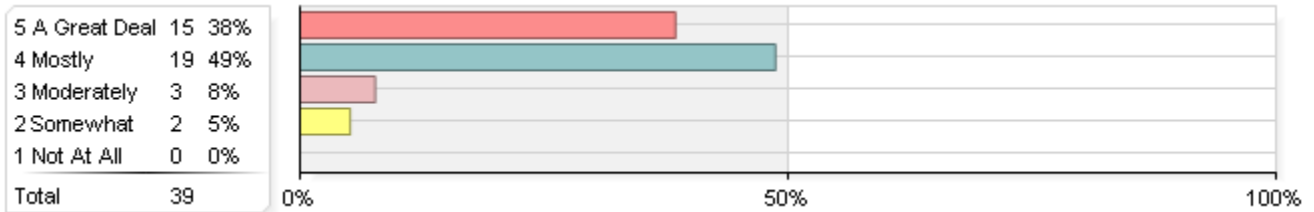
I would recommend this course to other students.



Statistics	Value
Mean	4.1
Median	4.0
Mode	5
Standard Deviation	+/-0.9

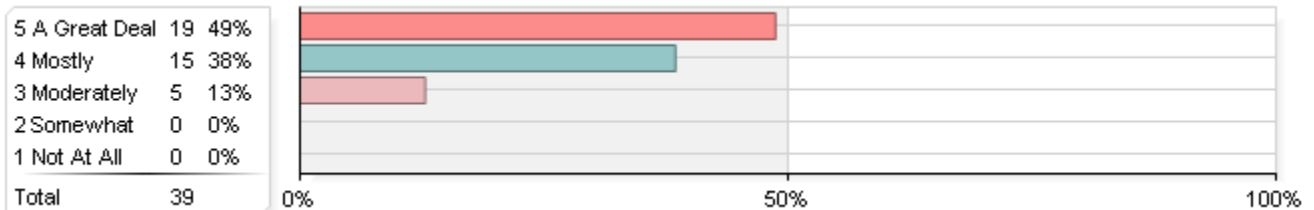
Part C. Departmental Items

The course instructor ([loan Dragos](#)) was enthusiastic about the course material.



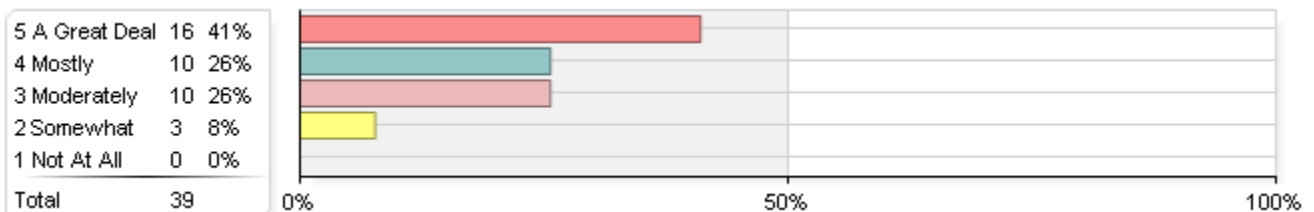
Statistics	Value
Mean	4.2
Median	4.0
Mode	4
Standard Deviation	+/-0.8

The course instructor ([loan Dragos](#)) explained concepts clearly.



Statistics	Value
Mean	4.4
Median	4.0
Mode	5
Standard Deviation	+/-0.7

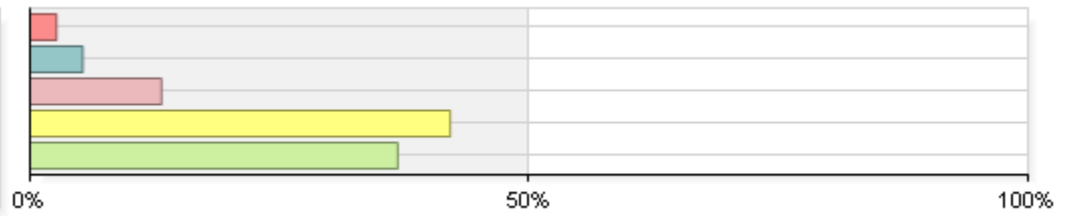
The course material inspired me to learn more about the subject matter.



Statistics	Value
Mean	4.0
Median	4.0
Mode	5
Standard Deviation	+/-1.0

UNIT(OQI) Overall, the quality of instruction provided by ([loan Dragos](#)) in this course was:

1 Poor	1	3%
2 Fair	2	5%
3 Good	5	13%
4 Very Good	16	42%
5 Excellent	14	37%
Total	38	



Statistics	Value
Mean	4.1
Median	4.0
Mode	4
Standard Deviation	+/-1.0

Section 3. Comparative Data

Part A. Core Institutional Items

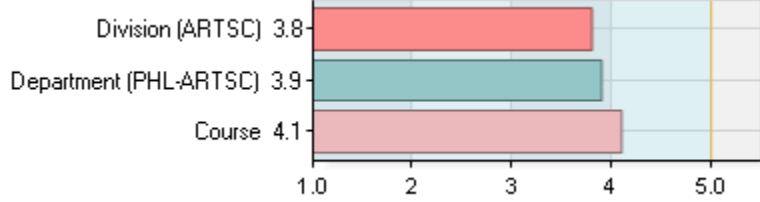
Scale: 1 - Not At All 2 - Somewhat 3 - Moderately 4 - Mostly 5 - A Great Deal



Section 3. Comparative Data (continued)

Scale: 1 - Poor 2 - Fair 3 - Good 4 - Very Good 5 - Excellent

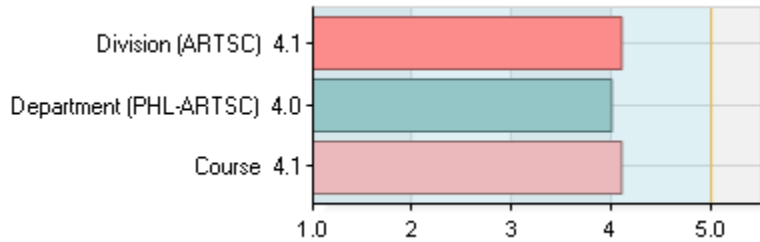
6. Overall, the quality of my learning experience in this course was:



Part B. Divisional Items

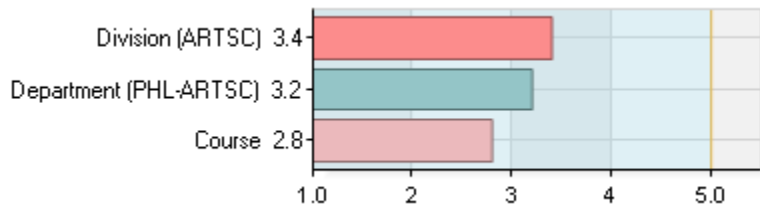
Scale: 1 - Not At All 2 - Somewhat 3 - Moderately 4 - Mostly 5 - A Great Deal

9. The instructor generated enthusiasm for learning in the course.



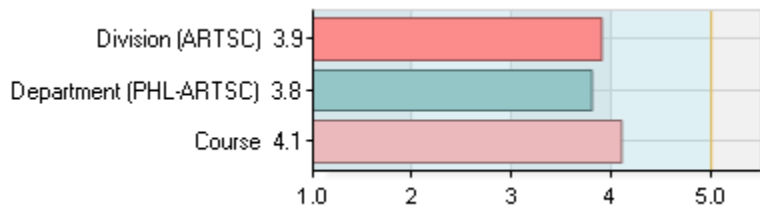
Scale: 1 - Very Light 2 - Light 3 - Average 4 - Heavy 5 - Very Heavy

10. Compared to other courses, the workload for this course was:



Scale: 1 - Not At All 2 - Somewhat 3 - Moderately 4 - Mostly 5 - Strongly

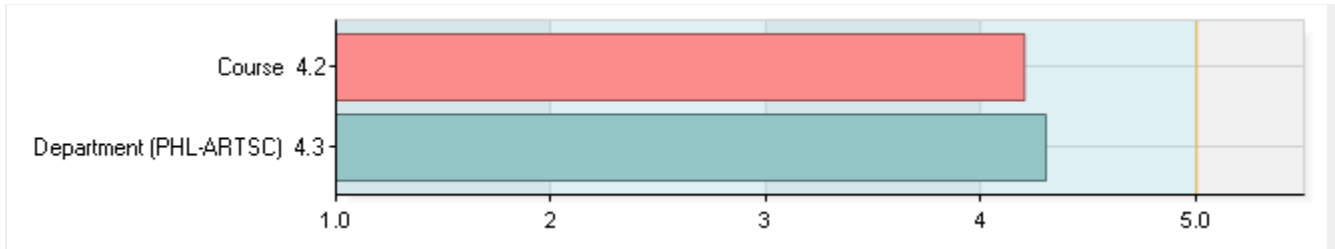
11. I would recommend this course to other students.



Part C: Departmental Items

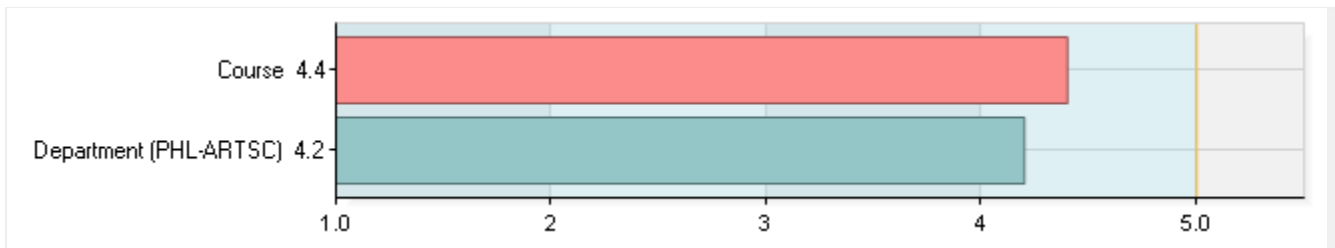
The course instructor (Ioan Dragos) was enthusiastic about the course material.

Scale: 1 - Not At All 2 - Somewhat 3 - Moderately 4 - Mostly 5 - A Great Deal



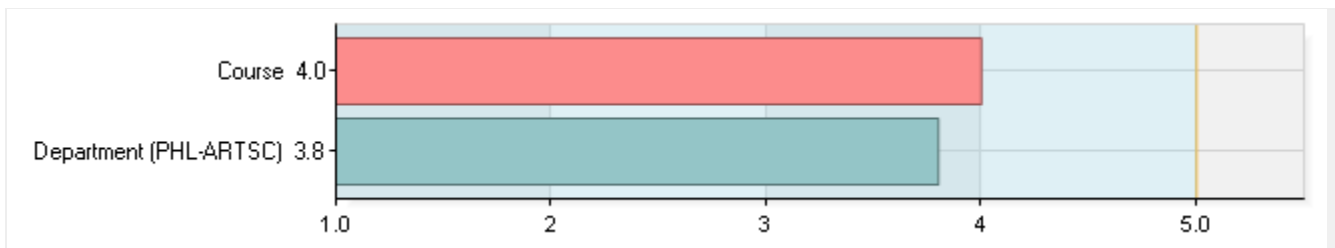
The course instructor (Ioan Dragos) explained concepts clearly.

Scale: 1 - Not At All 2 - Somewhat 3 - Moderately 4 - Mostly 5 - A Great Deal

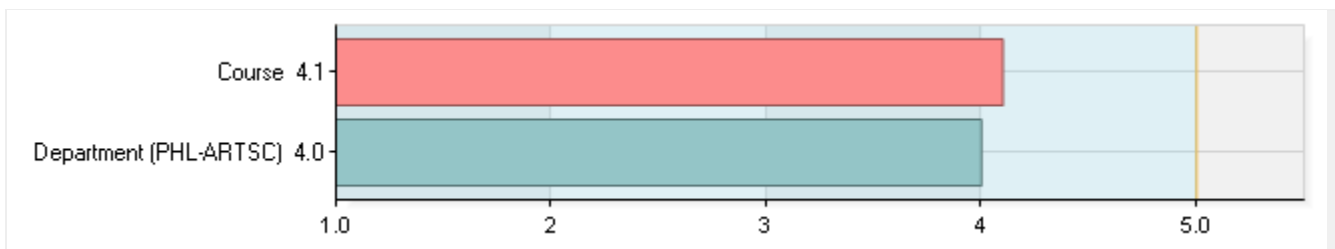


The course material inspired me to learn more about the subject matter.

Scale: 1 - Not At All 2 - Somewhat 3 - Moderately 4 - Mostly 5 - A Great Deal



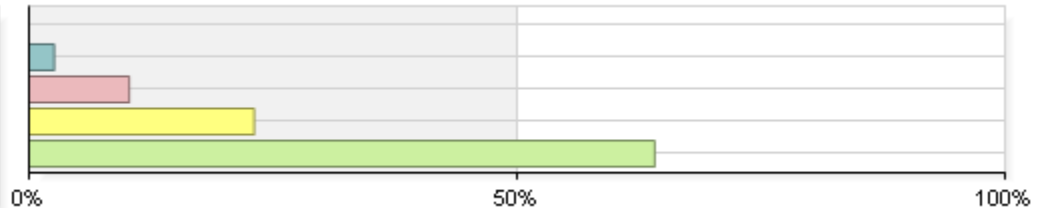
UNIT(OQI) Overall, the quality of instruction provided by (Ioan Dragos) in this course was:



Section 4. Formative Data

A-2. During the course, the course instructor (loan Dragos) was approachable when students sought guidance.

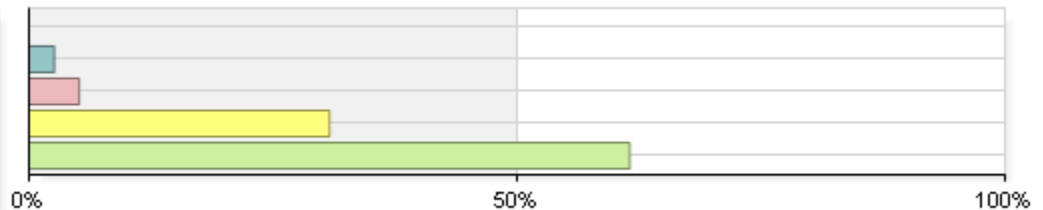
1 Not At All	0	0%
2 Somewhat	1	3%
3 Moderately	4	10%
4 Mostly	9	23%
5 A Great Deal	25	64%
Total	39	



Statistics	Value
Mean	4.5
Median	5.0
Mode	5
Standard Deviation	+/-0.8

C-3. The course instructor (loan Dragos) organized lectures in a logical manner.

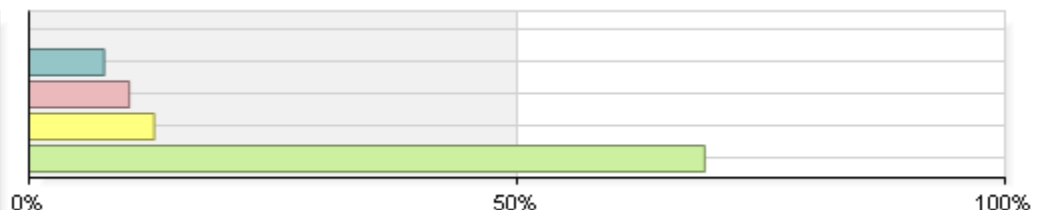
1 Not At All	0	0%
2 Somewhat	1	3%
3 Moderately	2	5%
4 Mostly	12	31%
5 A Great Deal	24	62%
Total	39	



Statistics	Value
Mean	4.5
Median	5.0
Mode	5
Standard Deviation	+/-0.7

C-7. The course instructor (loan Dragos) used technology resources (e.g. computer, dvd player, web, powerpoint) effectively.

1 Not At All	0	0%
2 Somewhat	3	8%
3 Moderately	4	10%
4 Mostly	5	13%
5 A Great Deal	27	69%
Total	39	



Statistics	Value
Mean	4.4

Median	5.0
Mode	5
Standard Deviation	+/-1.0